

# ASIAN STAR COMPANY LTD.

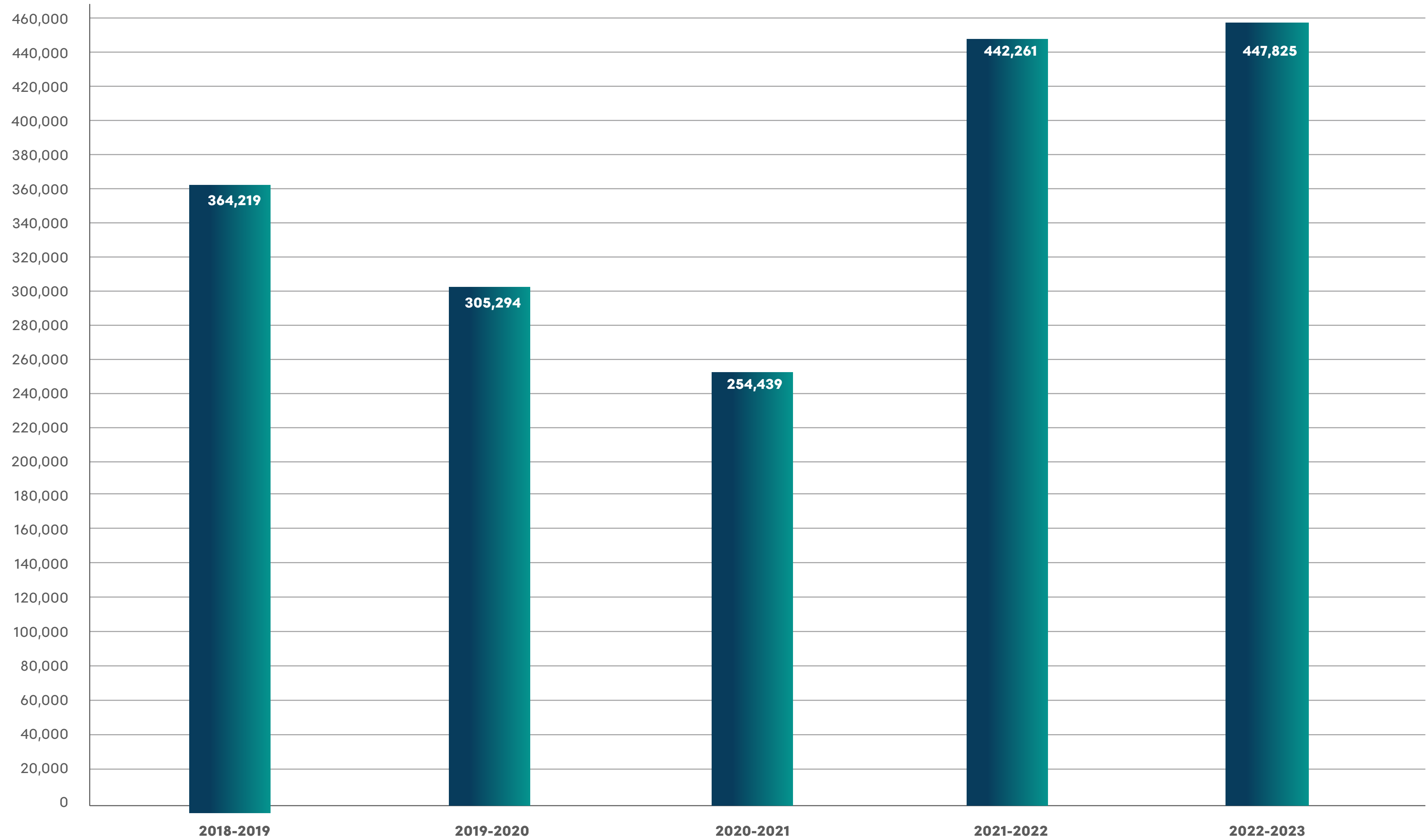
## 5 YEARS CONSOLIDATED FIGURES



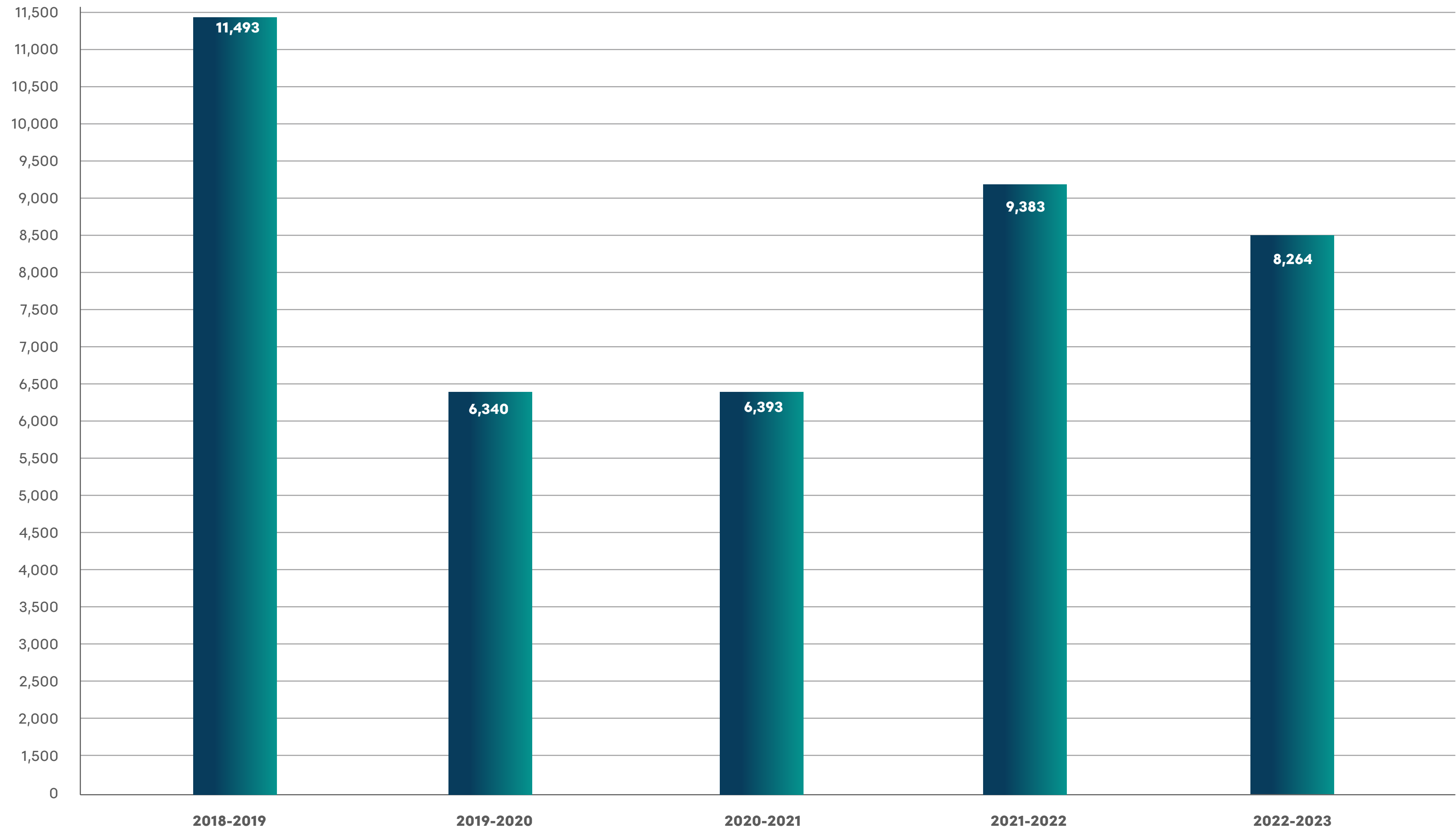
(Rs. in Lacs)

PARTICULARS	2018-2019	2019-2020	2020-2021	2021-2022	2022-2023
<b>PROFIT &amp; LOSS</b>					
SALES / OPERATING REVENUE	3,64,219	305,294	254,439	442,261	4,47,825
OTHER INCOME	455	(390)	1,785	779	(1,033)
<b>TOTAL REVENUE</b>	<b>3,64,674</b>	<b>304,904</b>	<b>256,224</b>	<b>443,040</b>	<b>4,46,792</b>
EBITDA	17,941	11,714	6,356	12,997	14,827
PROFIT BEFORE TAXATION	13,690	7,761	5,935	11,314	10,481
PROFIT AFTER TAXATION	11,493	6,340	6,393	9,383	8,264
EPS ( in Rs.)	72	40	40	59	52
<b>BALANCE SHEET</b>					
PROPERTY, PLANT & EQUIPMENTS	22,888	21,742	20,309	17,794	16,833
INVESTMENTS	12,171	11,637	13,467	13,304	11,394
NET CURRENT ASSETS	146,645	154,376	147,296	173,933	1,82,493
NET NON-CURRENT ASSETS	(453)	(165)	(1,476)	(1,423)	(1,693)
	<b>1,81,251</b>	<b>187,590</b>	<b>179,596</b>	<b>203,608</b>	<b>2,09,027</b>
SHARE CAPITAL	1,601	1,601	1,601	1,601	1,601
RESERVES & SURPLUS	105,751	114,705	19,589	129,739	1,41,754
BORROWINGS	69,030	66,334	54,905	69,119	62,821
NET DEFERRED TAX	4,869	4,950	3,501	3,149	2,851
	<b>181,251</b>	<b>187,590</b>	<b>179,596</b>	<b>203,608</b>	<b>2,09,027</b>

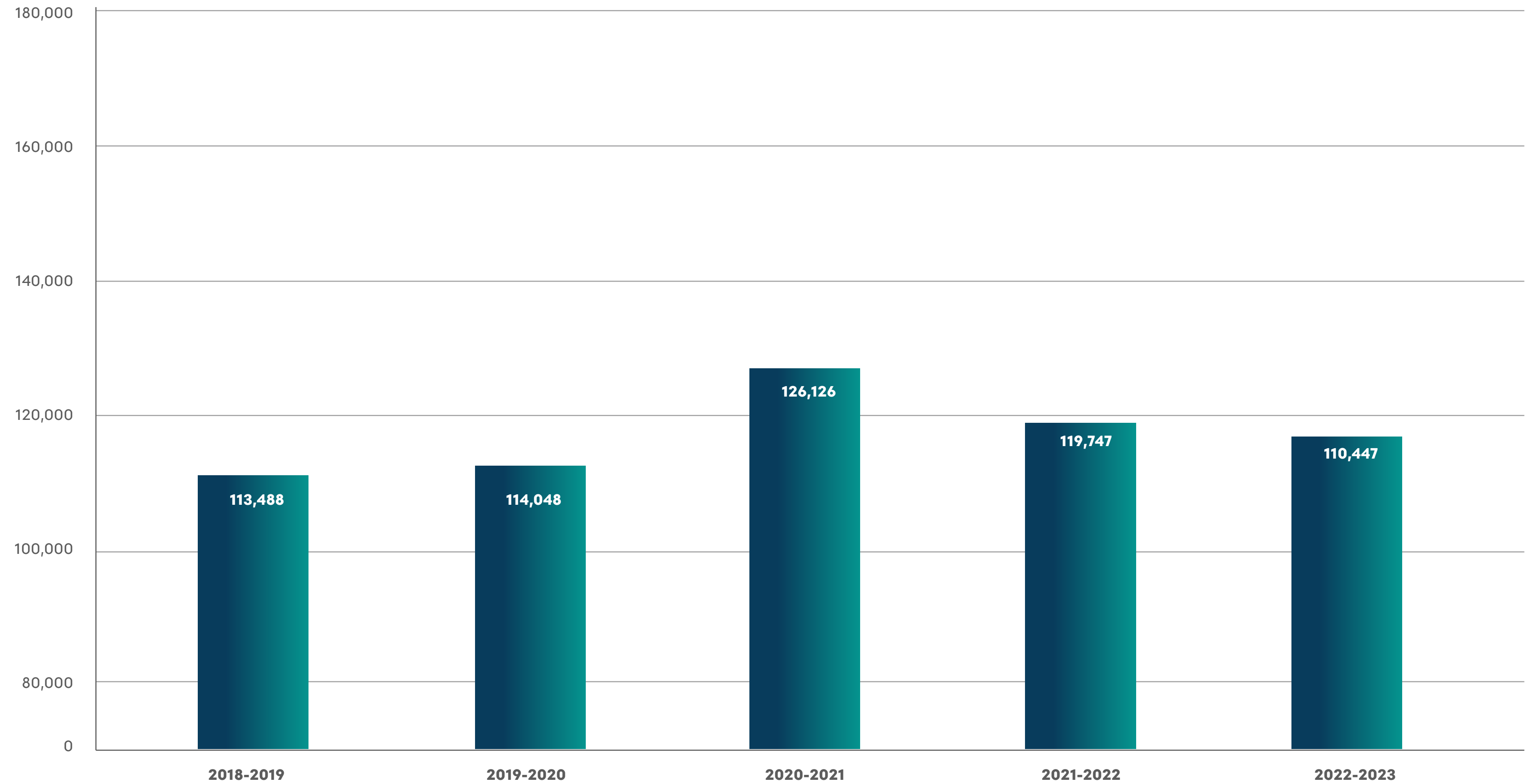
# CONSOLIDATED SALES (Rs. in Lacs)



# CONSOLIDATED PAT (Rs. in Lacs)

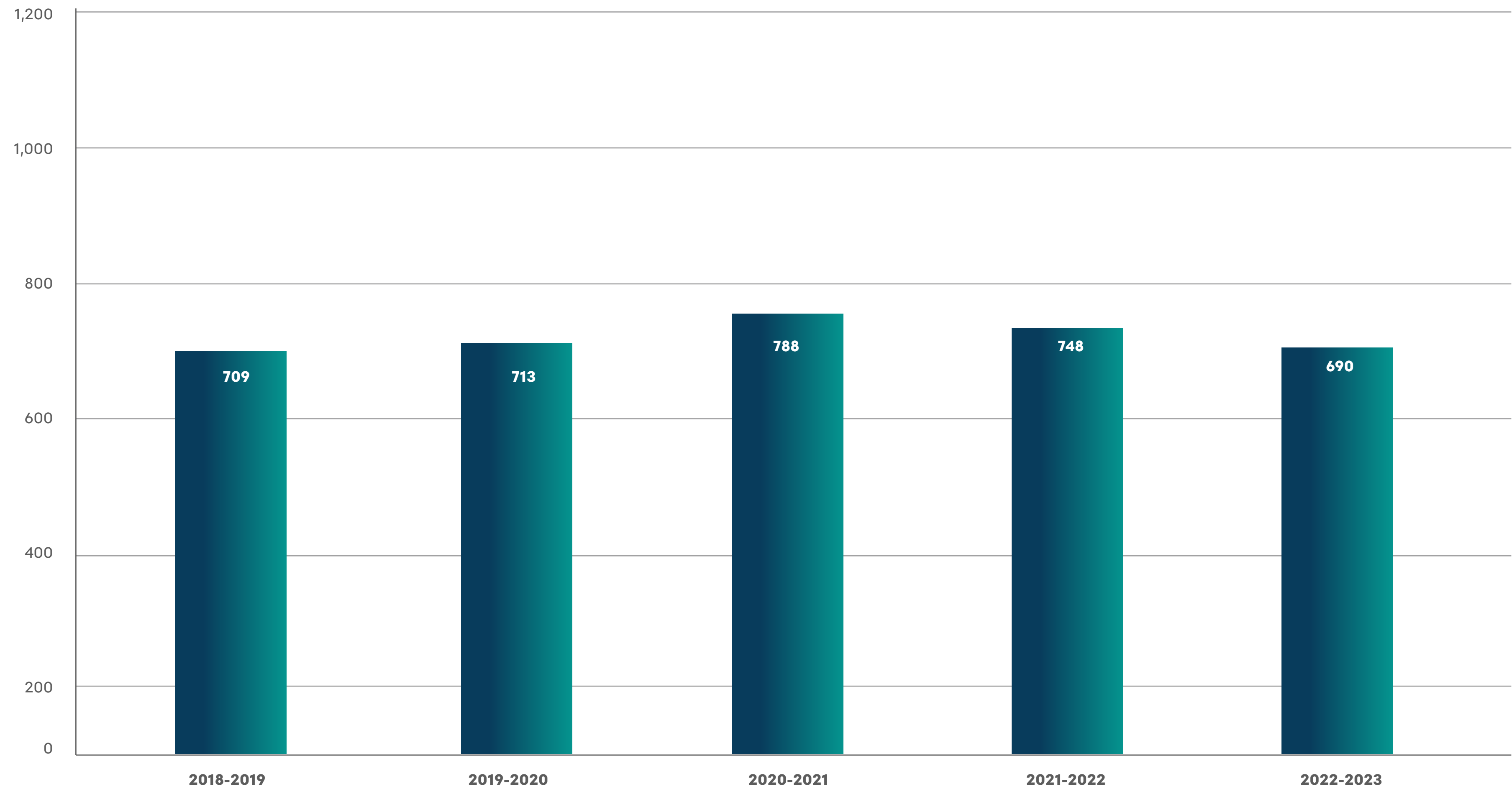


# MARKET CAPITALISATION (Rs. in Lacs)



(Based on year end closing price quoted on Bombay Stock Exchange)

# STOCK PRICE (in Rs.)



(Based on year end closing price quoted on Bombay Stock Exchange)